

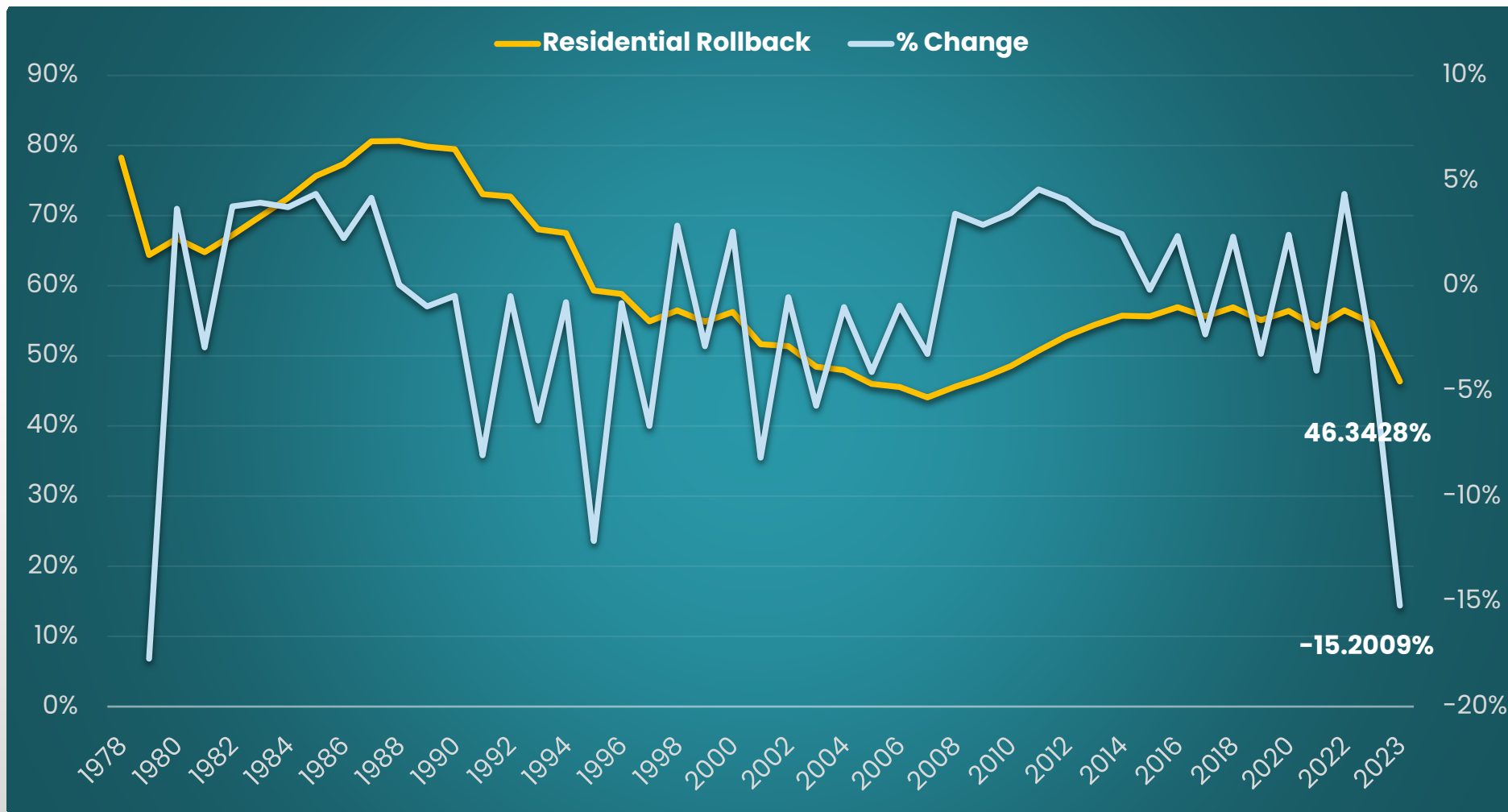
# FY 24/25 Budget



# FY 24/25 Budget Highlights

- \$118 million across all funds
- Demonstrates the City's financial strength & flexibility
- Responds to an extraordinary decrease in the rollback, legislative property tax reductions, and the challenges of soaring costs
- Strengthens the City's commitment to Public Safety by securing funding of six SAFER grant firefighters
- Adds key staff in Fire, Parks, Library & Community Engagement

# Residential Rollback



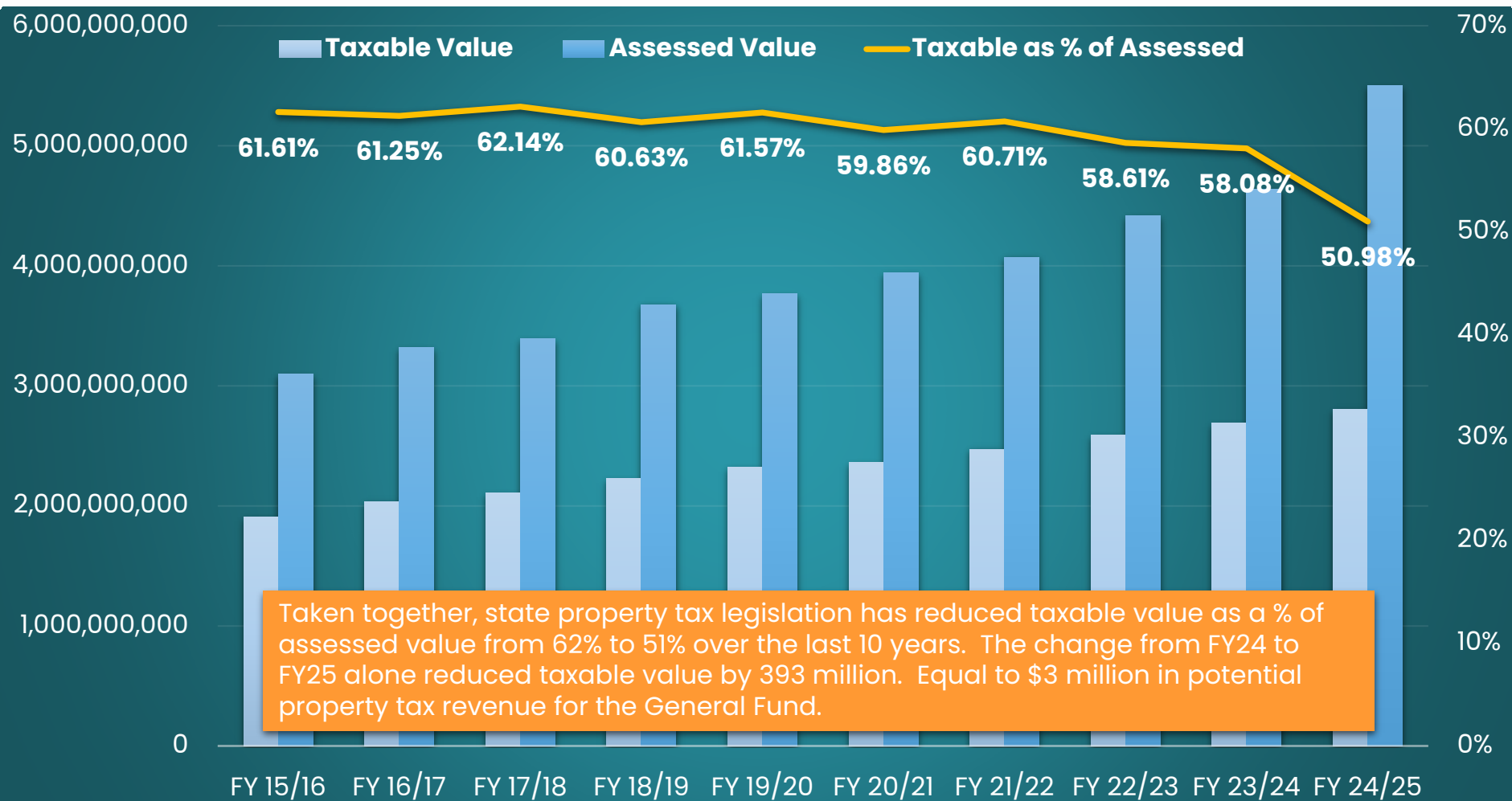
# Residential Rollback

- 100% Assessed Value increased **19%!**
- Rollback reduced from 54.65% to 46.34%
  - Largest one-year decrease since 1979!
- Limited increase in **Taxable Value** to just **4%**
  - Largely due to new growth
  - **Taxable value of existing residential decreased 1.5%**
- Commercial Rollback remains 90%, but...
- Business Property Tax Credit:
  - 1<sup>st</sup> \$150,000 of value taxed at 46.34%
  - Reduced taxable value by \$39MM
  - Reduced property tax revenue by \$354,000 in FY25
  - Backfill anticipated for first few years???

# HF718 Property Tax Impacts

- Eliminated several levy rates available to cities, none used by the City of Bettendorf
- **Limits growth in property tax revenue by automatically reducing the General Fund levy rate by a tiered growth limitation factor**
  - **General Fund levy rate reduced from 7.80 to 7.65**
  - **Equal to about \$430,000 in property tax revenue**
- **Expands property tax exemptions with no replacement**
  - **Valuation exempt from taxation increased from 2.9 million to 14.9 million**
  - **Equal to about \$150,000 in property tax revenue**
- No impact to Transit, Liability Insurance, Health Insurance, Pension, or Debt Service levy rates
- **As the limitation factor reduces the General Fund levy rate, the City can utilize other available levy rates to fill the gap**

# Assessed & Taxable Values



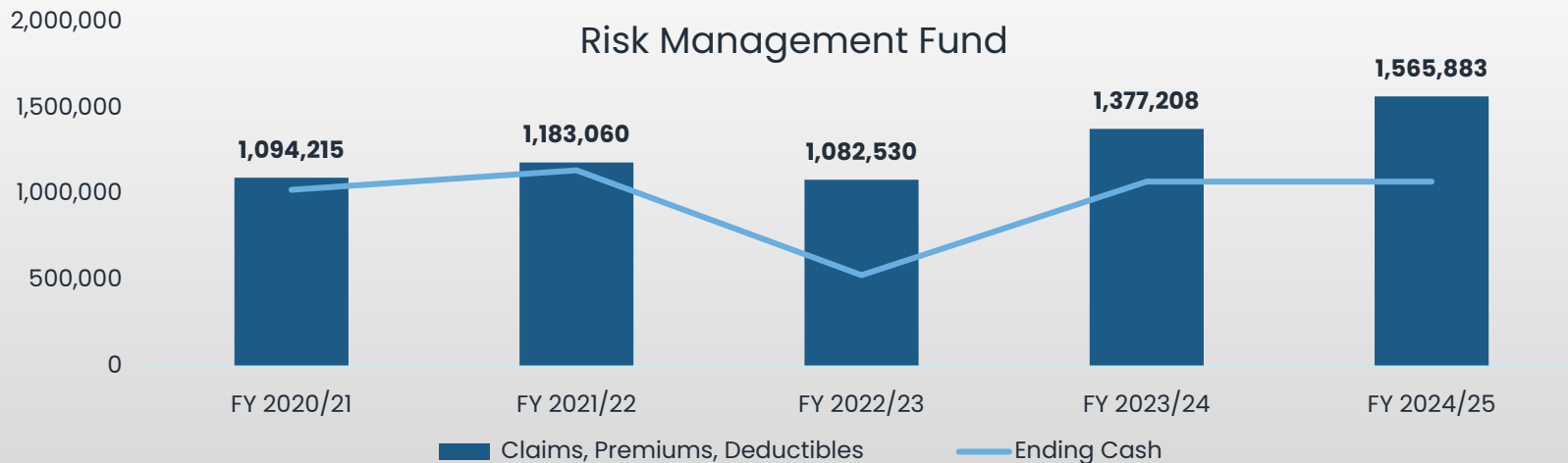
# Prices on the Rise

- Labor Contracts – Secured 4-year contracts with bargaining units
  - Market driven increases to remain competitive
- Liability Insurance – 25% to 30% increase in premiums
- Health Insurance – FY23 20.5% higher than FY22
  - Projected up an additional 8.7% in FY24 and 3.6% in FY25
  - Employee contributions and other revenue increased by 52% in last 5-years
- Vehicles and Equipment – Exceeding 10% increases annually

Vehicle	Purchase Price	Replacement Price	% Increase
2010 Single Axle Dump	<b>96,018</b>	<b>237,000</b>	<b>146%</b>
2015 HD Pick Up	<b>30,000</b>	<b>60,000</b>	<b>100%</b>
2015 HD Pick Up w/ Dump	<b>40,000</b>	<b>115,000</b>	<b>186%</b>
2013 Sewer Vactor	<b>320,000</b>	<b>650,000</b>	<b>103%</b>
Fire Aerial Apparatus	<b>580,000</b>	<b>2,000,000</b>	<b>245%</b>

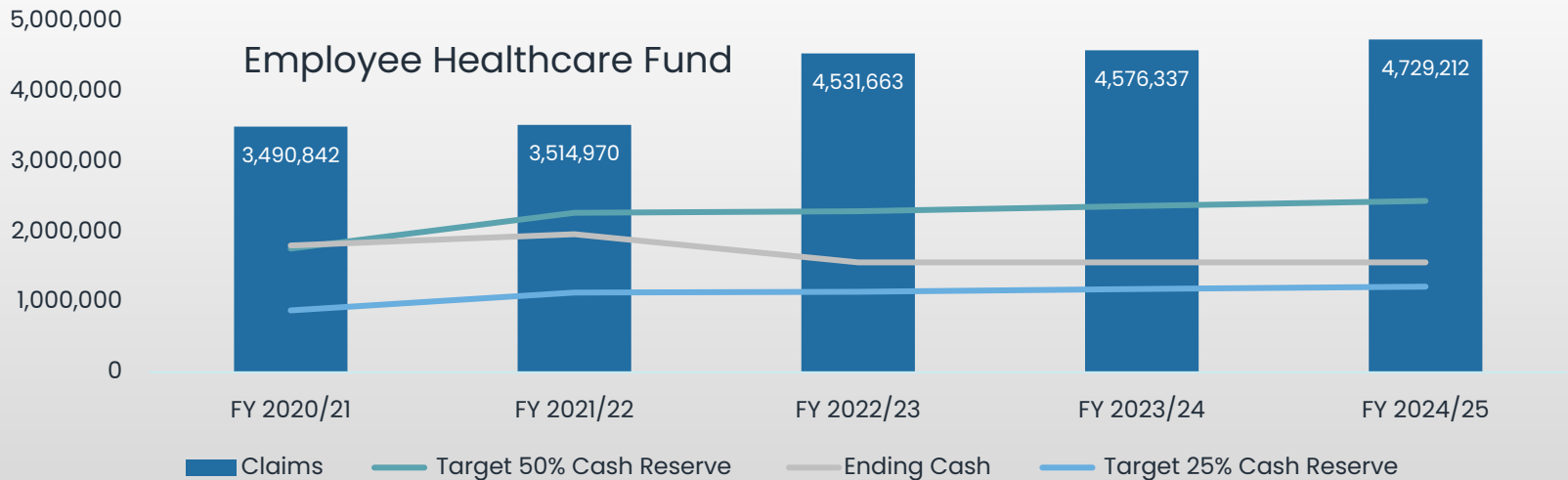
# Expenditures impacting the property tax levy rate: Liability Insurance

	FY 23/24	FY 24/25
Liability Insurance <b>+25%</b>	\$550,096	\$686,688
Workers Compensation <b>+10%</b>	\$507,905	\$558,696
Cybersecurity	\$48,707	\$50,000
Total	\$1,106,708	\$1,295,383
Mod Factor	0.77	0.89
<b>Portion of Total Levy Rate Necessary</b>	<b>\$0.29</b>	<b>\$0.34</b>



# Expenditures impacting the property tax levy rate: Employee Healthcare

	FY 23/24	FY 24/25
Cost of Health Plan <b>+13% over FY24 Adopted</b>	\$5,565,538	\$5,777,227
Participant Contributions	\$690,000	\$741,000
Rebates & Other Revenue	\$222,000	\$215,000
Cost covered by City	\$4,653,538	\$4,821,277
<b>Portion of Total Levy Rate Necessary</b>	<b>\$1.03</b>	<b>\$1.17</b>



# Expenditures impacting the property tax levy rate:

- **MFPRSI Pension**

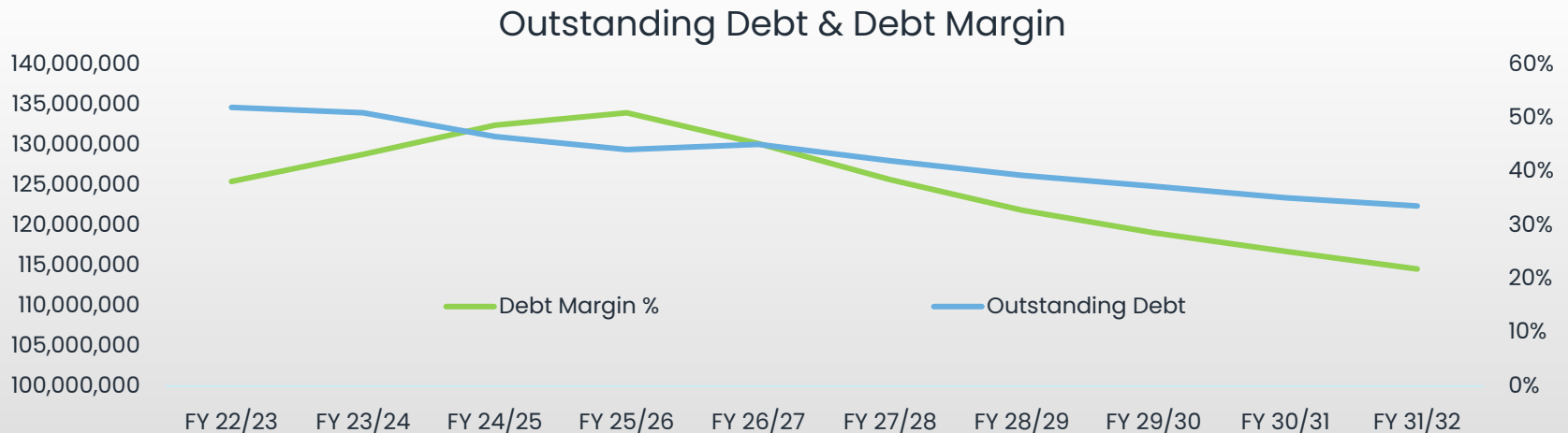
- City contribution rate decreases from 22.98% to 22.66%
- Portion of total levy rate necessary increases from \$0.60 to **\$0.63**

- **Transit**

- Expanded Federal funding remains but will not last forever
- Portion of total levy rate necessary decreases from \$0.15 to **\$0.12**

# Expenditures impacting the property tax levy rate: Debt Service

	FY 23/24	FY 24/25
P&I Payments	\$14,853,251	\$15,117,254
Outstanding at 6/30 (Debt Service Fund Only)*	\$128,825,259	\$132,455,259
% of Debt Limit Used	50.98%	46.56%
<b>Portion of Total Levy Rate Necessary</b>	<b>\$4.85</b>	<b>\$4.85</b>



# Expenditures impacting the property tax levy rate: Summary

	<b>Levy Rate Equivalent</b>
Cost of Living Adjustments	+\$0.31
Liability Insurance	+\$0.05
Employee Health Insurance	+\$0.14
MFPRSI Pension	+\$0.03
Transit	-\$0.03
Debt Service	0.00
<b>Portion of Total Levy Rate Necessary</b>	<b>+\$0.50</b>

- Before we add any new personnel or other expenditures, increased costs of existing programs are equal to \$0.50 of the levy rate.
- The FY 24/25 budget absorbs these costs through new property valuation, non-property tax revenue sources, and reductions in other costs.

# Expenditures impacting the property tax levy rate: Personnel Requests

Summary	FY 24/25 Requests	FY 24/25 @ +0.22	FY 24/25 @ +0.46
Firefighters (Fully fund 6 SAFER Grant Firefighters)	\$855,851	(1/3)	✓
Police Sergeant (upgrade from 3 Officers, net of savings)	\$31,122	✓	✓
Records Specialist (113 Civilian)	\$88,823		
Fire Marshal	\$176,556	✓	✓
Building Maint. Tech. Assistant (fill funded vacancy)	\$73,716	✓	✓
Library Programming Outreach Assistant (114)	\$88,845	✓	✓
Parks & Recreation Director	\$168,747	✓	✓
Exhibit Tech (112), Reclass PT to FT	\$6,767	✓	✓
Public Relations Assistant (fill funded vacancy)	\$88,496	✓	✓
Assistant City Planner (113)	\$88,496		
<b>Total</b>	<b>\$1,667,419</b>	<b>\$634,249</b>	<b>\$1,490,100</b>

***\*A minimum levy increase of \$0.36 over the next 3 years (\$0.12/year) is necessary to cover the cost of 6 SAFER Grant Firefighters and the Fire Marshal.***

# Cost Reduction Initiatives

## • Community Development

- 100% FEMA Flood Buyout Grant
- **Interns/Seasonal Staff**
- **HDC plans scanning project**
- Near zero overtime

## • Culture & Recreation

- Combined or left positions vacant & cross trained staff
- **Family Museum closed on Sunday**
- Increased sponsorships
- Increased fees
- Eliminated LFC operations
- Eliminated Splash operations
- Renegotiated contracts for tennis and youth baseball
- Eliminated overtime
- Contracted Palmer Grill
- In-house equipment maintenance
- **Native “no-mow” areas**
- **Reduced chemical application**

## • Legal

- Minimize outside counsel expenses
- **Virtual continuing legal education**
- Process/efficiencies analysis

- Elimination of IT hardware

## • Library

- Reduced management positions
- **Reduced Sunday & evening hours**
- Reduced paper mailings

## • Finance

- Purchasing consortiums
- Office supplies consolidation
- **Web based training**
- NetSuite for Government ERP
- **1-to-1 devices**
- Reduced paper/print

## • Fire

- SAFER Grant
- Port Security Grant
- In-house maintenance
- **Automatic Aid Agreements**

## • Human Resources

- \$90,000 health insurance specific
- **Rx Elixer to Wellmark**
- \$0 deductible work-comp ins.
- **Wellness Committee**
- Safety program

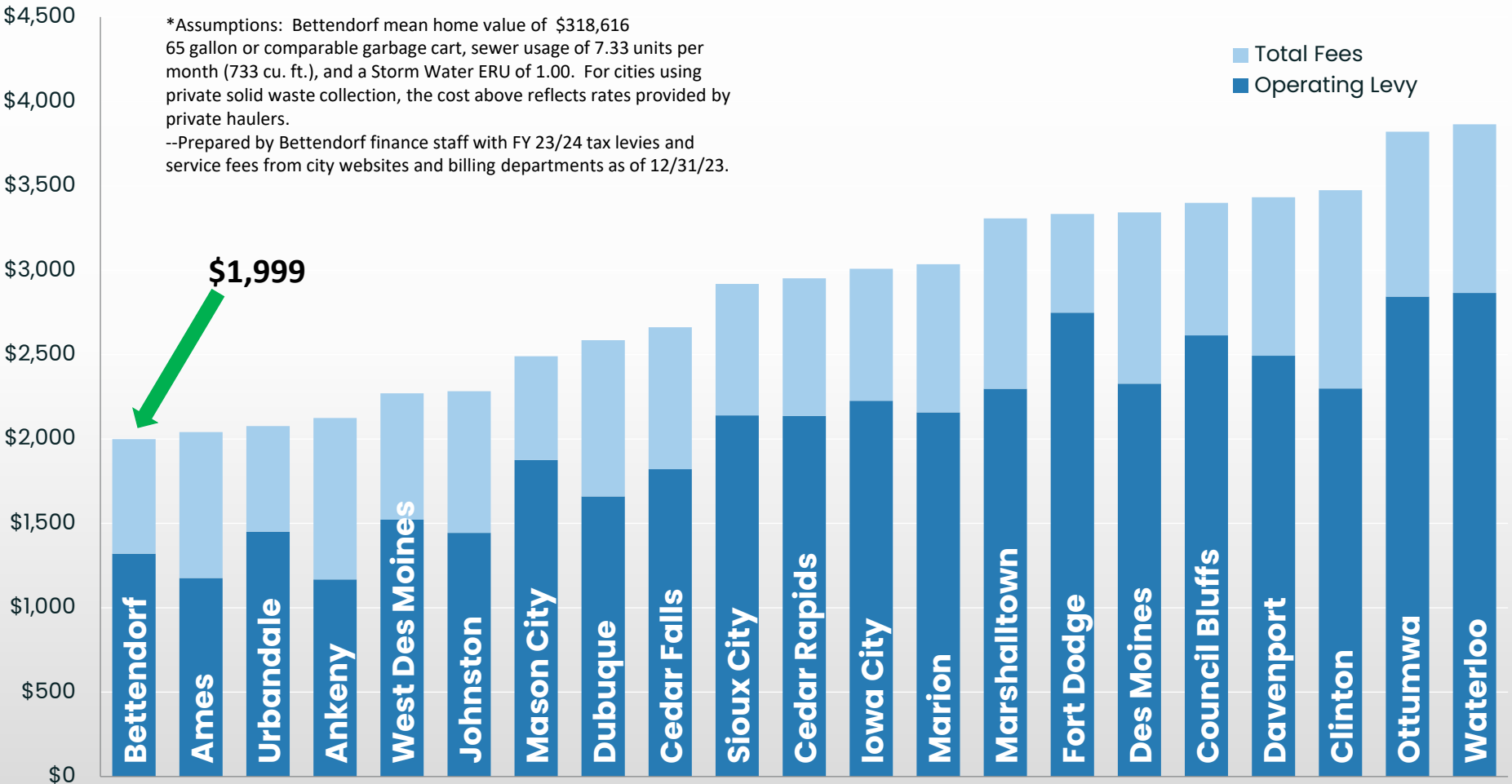
## • Police

- Reduced overtime
- Use of grants and drug seizure funds for equipment purchases
- Reduced range maintenance
- **Repurposing rifle lowers**

## • Public Works

- **Liquid snow/ice control**
- **Mid-mount wing plows**
- Pavement Management System
- Grant funded projects
- Right sizing of transit program
- **LED lighting and rebates**
- **Waterfront Lighting Project**
- Plow truck rehabilitation
- WWTP equalization basin avoided

# Lean Operating Budget



# Total Levy Rate: +0.22 vs. +0.46

- HF718 limits growth in property tax revenue by automatically reducing the General Fund levy rate by a tiered growth limitation factor
  - General Fund levy rate reduced from 7.80 to 7.65 for FY 24/25
  - Equal to about \$430,000 in property tax revenue
- In FY 23/24 the City combined all operating levies into the General Fund to achieve the best possible allowable growth for FY 24/25
- As the limitation factor reduces the General Fund levy rate, the City can utilize other available levy rates to fill the gap

	FY 23/24	FY 24/25 +\$0.22	FY 24/25 +\$0.46
General Fund*	\$7.80	<b>\$7.65</b>	<b>\$7.65</b>
Health Insurance	0.00	<b>0.12</b>	<b>0.13</b>
Liability Insurance	0.00	<b>0.04</b>	<b>0.05</b>
Police & Fire Pension	0.00	<b>0.09</b>	<b>0.31</b>
Transit	0.00	<b>0.12</b>	<b>0.12</b>
Debt Service	\$4.85	<b>\$4.85</b>	<b>\$4.85</b>
<b>Total</b>	<b>\$12.65</b>	<b>\$12.87</b>	<b>\$13.11</b>

# Property Tax Impact: Residential

## +0.22 vs. +0.46

**Residential: Average existing value increased 17%, Rollback reduced to 46.34% of assessed value from 54.65%, City Levy increased to \$12.87 (+0.22)**

2023 Mean Assessed Value	Impact of change in assessed value	Impact of change in rollback	Impact of change in levy rate	Total impact on FY 24/25 property taxes
<b>\$318,616</b>	<b>+\$317</b>	<b>-\$335</b>	<b>+\$32</b>	<b>+\$14 (&lt;1%)</b>

**Residential: Average existing value increased 17%, Rollback reduced to 46.34% of assessed value from 54.65%, City Levy increased to \$13.11 (+0.46)**

2023 Mean Assessed Value	Impact of change in assessed value	Impact of change in rollback	Impact of change in levy rate	Total impact on FY 24/25 property taxes
<b>\$318,616</b>	<b>+\$317</b>	<b>-\$335</b>	<b>+\$66</b>	<b>+\$48 (2.6%)</b>

# Property Tax Estimate

[HOME](#) > [GOVERNMENT](#) > [MAYOR & COUNCIL](#) > [WARD & ADDRESS INFORMATION](#)

## Alderman, Ward & Address Information

Enter your address to find your information for your property address. Search results will show Voting Information, School Zone Information, and Ward Information.

Search by address. Do not enter the street suffix (ave, st, etc...)

For Garbage and Recycling pickup information, please click on the button below.



# Property Tax Estimate

## Property Tax Estimation (City Taxes Only)

The tax calculations below are estimations of City of Bettendorf taxes for your address. The calculations do not include estimates for other taxing entities such as the county or school districts. The estimations also do not account for any credits which may or may not be applicable to your parcel. This is an estimation only. Your actual property tax bill may differ. Additionally, note that the information for Budget Year FY 2024/25 is intended solely for the purposes of illustrating the potential impact of a city levy rate change to future tax bills. Public hearings on the FY 2024/25 budget are scheduled for 3/25/24 and 4/16/24.

Current Year FY 2023/24 with \$12.65 Levy Rate: \$1577.25

Budget Year FY 2024/25 with \$12.65 Levy Rate: \$1538.29

Budget Year FY 2024/25 with \$12.87 Levy Rate: \$1565.04

Budget Year FY 2024/25 with \$13.11 Levy Rate: \$1594.23

For property details and tax valuations, please visit the [Scott County parcel search website](#).

The City of Bettendorf assumes no liability for the data generated by this estimator and assumes no liability for any user's usage of or reliance on it. Use of this estimator and the data generated constitutes acceptance of this disclaimer. The data generated by this estimator may not be applicable or accurate with regard to your individual circumstances and cannot be relied upon to avoid penalties on taxes owed.

# QC Property Taxes in FY 23/24

<b>City, School District, Tax Rate</b>	Bettendorf Median Residential Assessed Value of \$318,616	Bettendorf Median Commercial Assessed Value of \$1,229,210
<b>City of Bettendorf, Bettendorf School District,</b> \$32.20805 per \$1,000 value	\$5,452	\$36,115
<b>City of Bettendorf, PV School District,</b> \$33.29016 per \$1,000 value	\$5,635	\$37,328
<b>City of Davenport, Davenport School District,</b> \$39.08417 per \$1,000 value	\$6,616	\$43,825
<b>City of Moline, School District #40,</b> Tax Code 08001, \$9.0989 per \$100 value	\$9,118	\$37,282
<b>City of Rock Island, School District #41,</b> Tax Code 09001, \$10.3754 per \$100 value	\$10,397	\$42,512

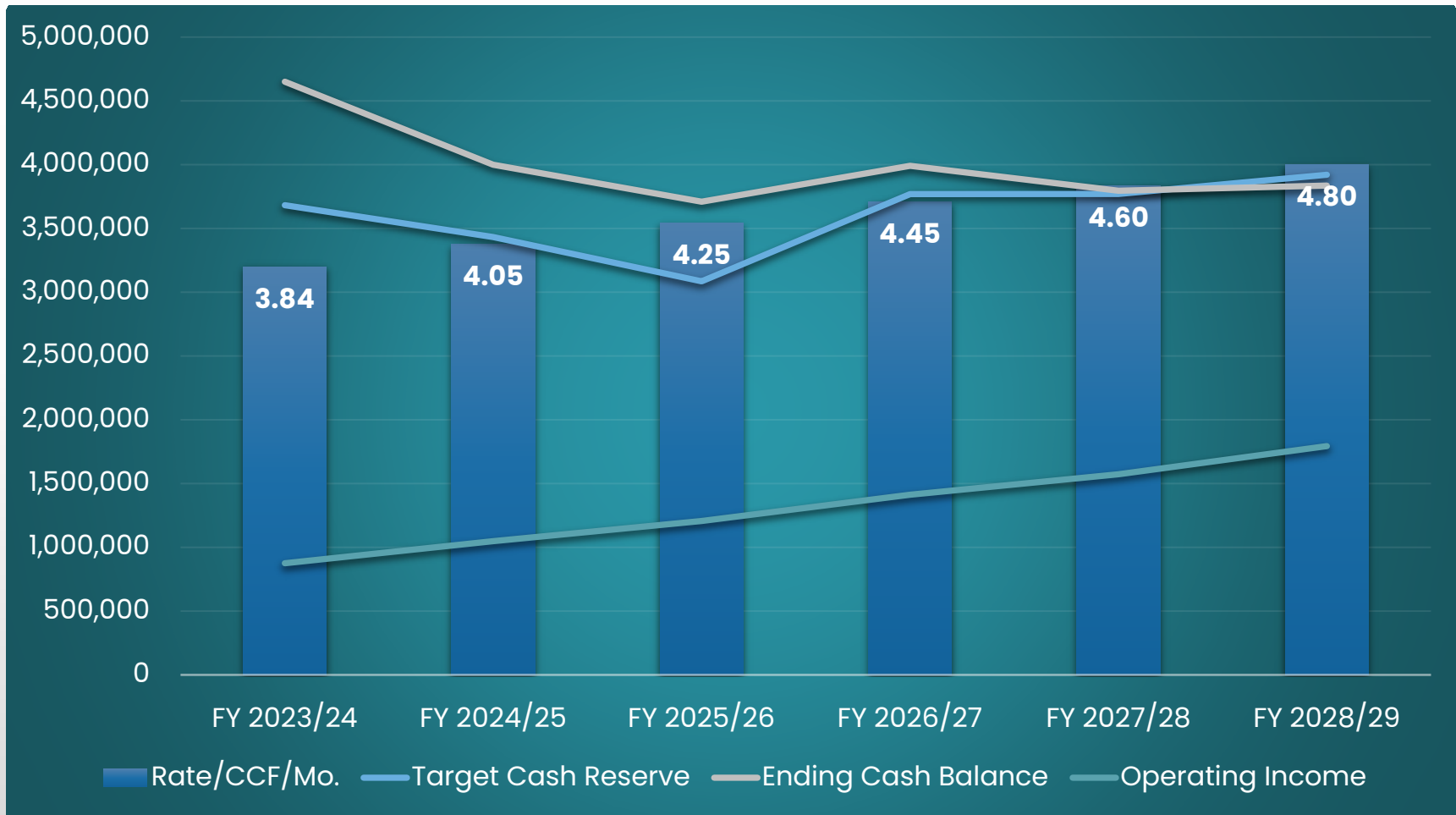
# Surplus Revenue Options

- Hold in Reserves
- City Buildings & Facilities
  - Acquisition/Renovation (PD, FD, City Hall, Library, FM)
  - PW Garage Doors – \$600,000 (Sales Tax)
  - Parks Playgrounds, shelters, splash pads
- Unfunded CIP
  - Bridges (18<sup>th</sup> St, Thuenen, Middle Rd)
  - Arterials (Kimberly, Middle, Indiana, Valley View/Dodds)
  - Fiber Network Replacement – \$2.5 million
  - Sewer Lateral Program

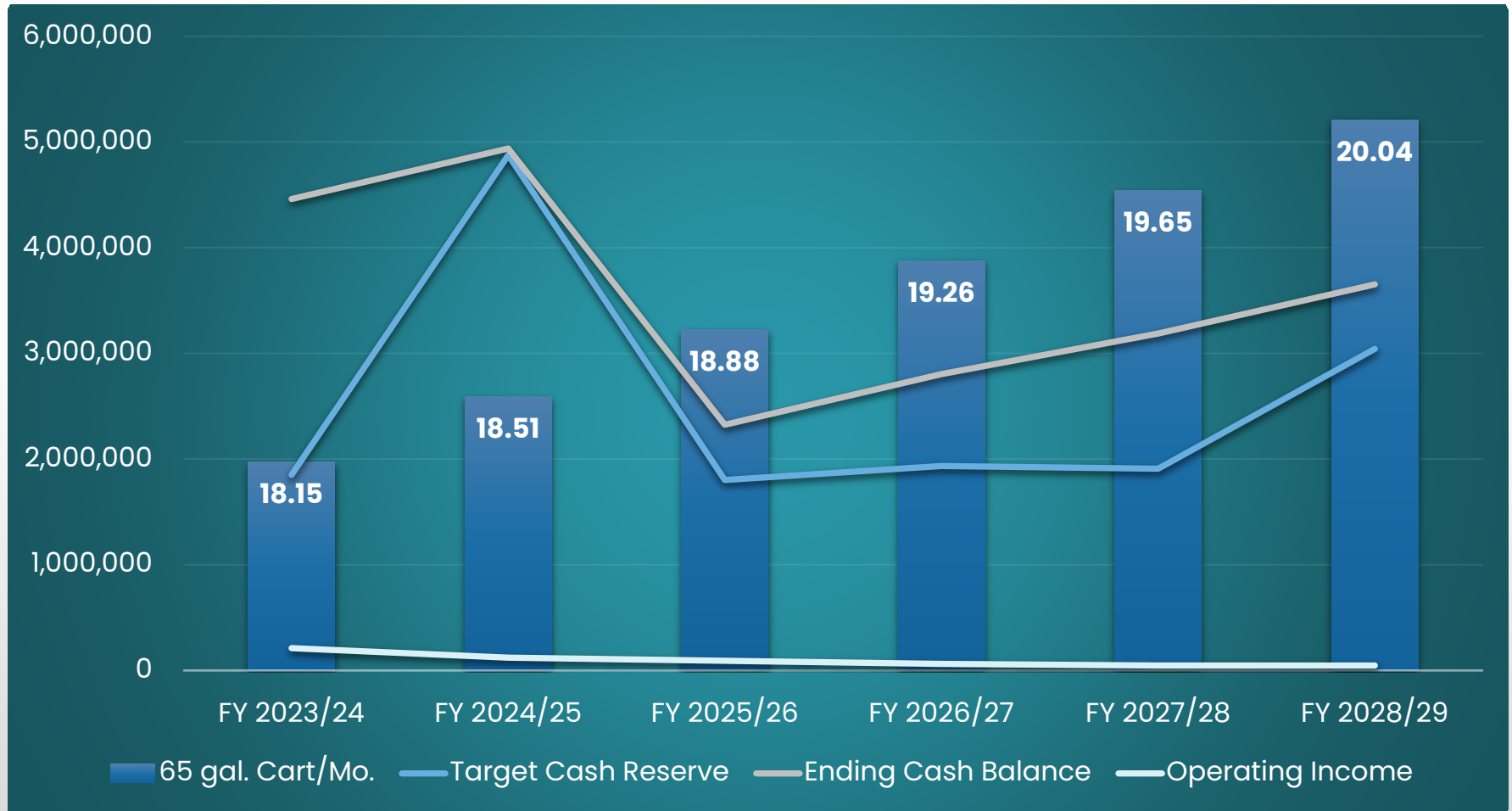
# Surplus Revenue Options

- Vehicles & Equipment
  - Aerial Fire Truck – \$2 million (G.O. Bonds)
  - Front End Loader w/ Snow Attachment – \$400,000 (Road Use/Vehicle Fund)
- Economic Development Projects
  - West Bridge/Riverfront
  - Property Acquisition
  - Utility Burial
  - Public improvements
  - ED Grants

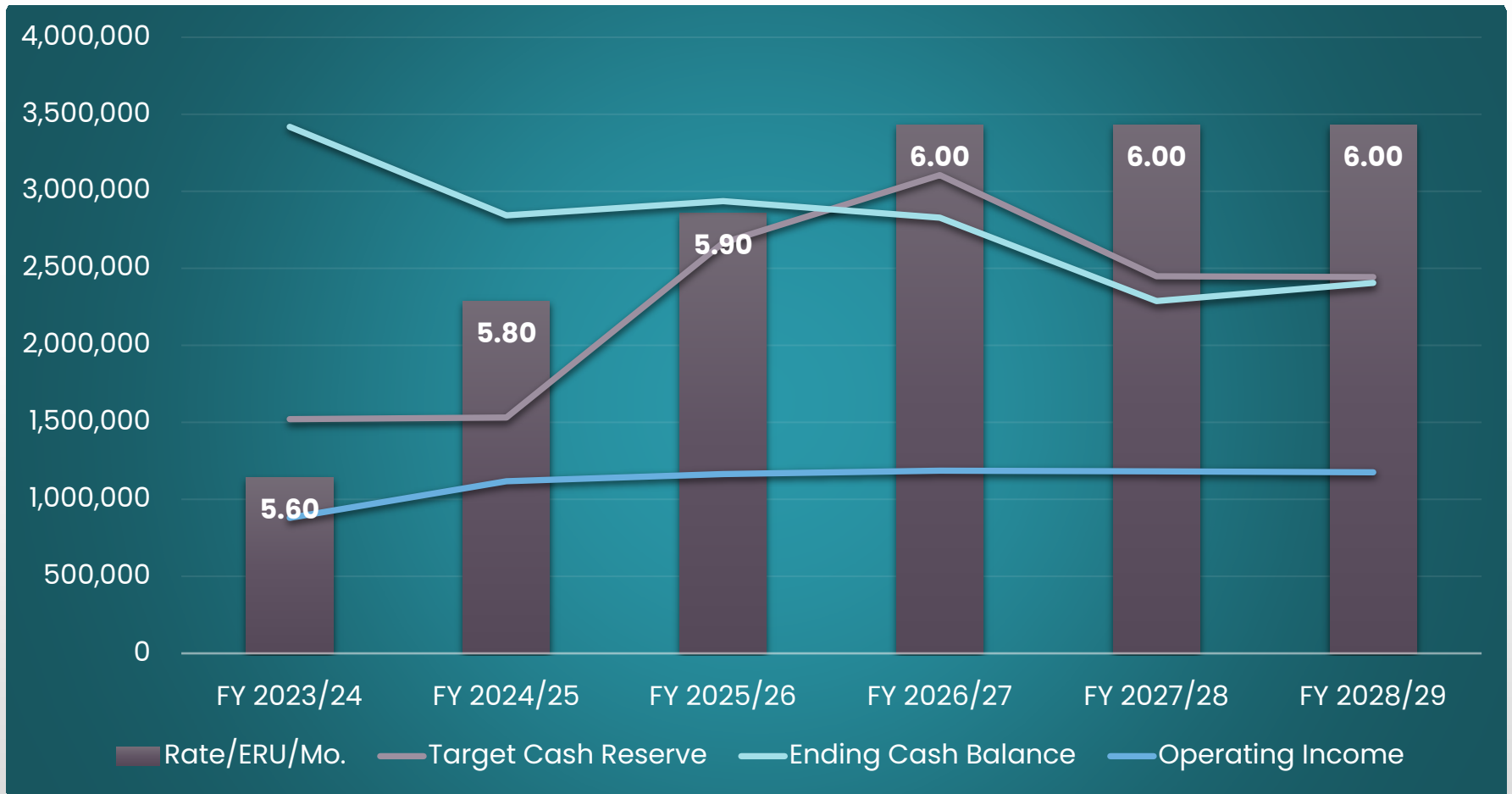
# Sanitary Sewer Fund



# Solid Waste Fund



# Storm Water Fund



# Impact of Taxes & Fees

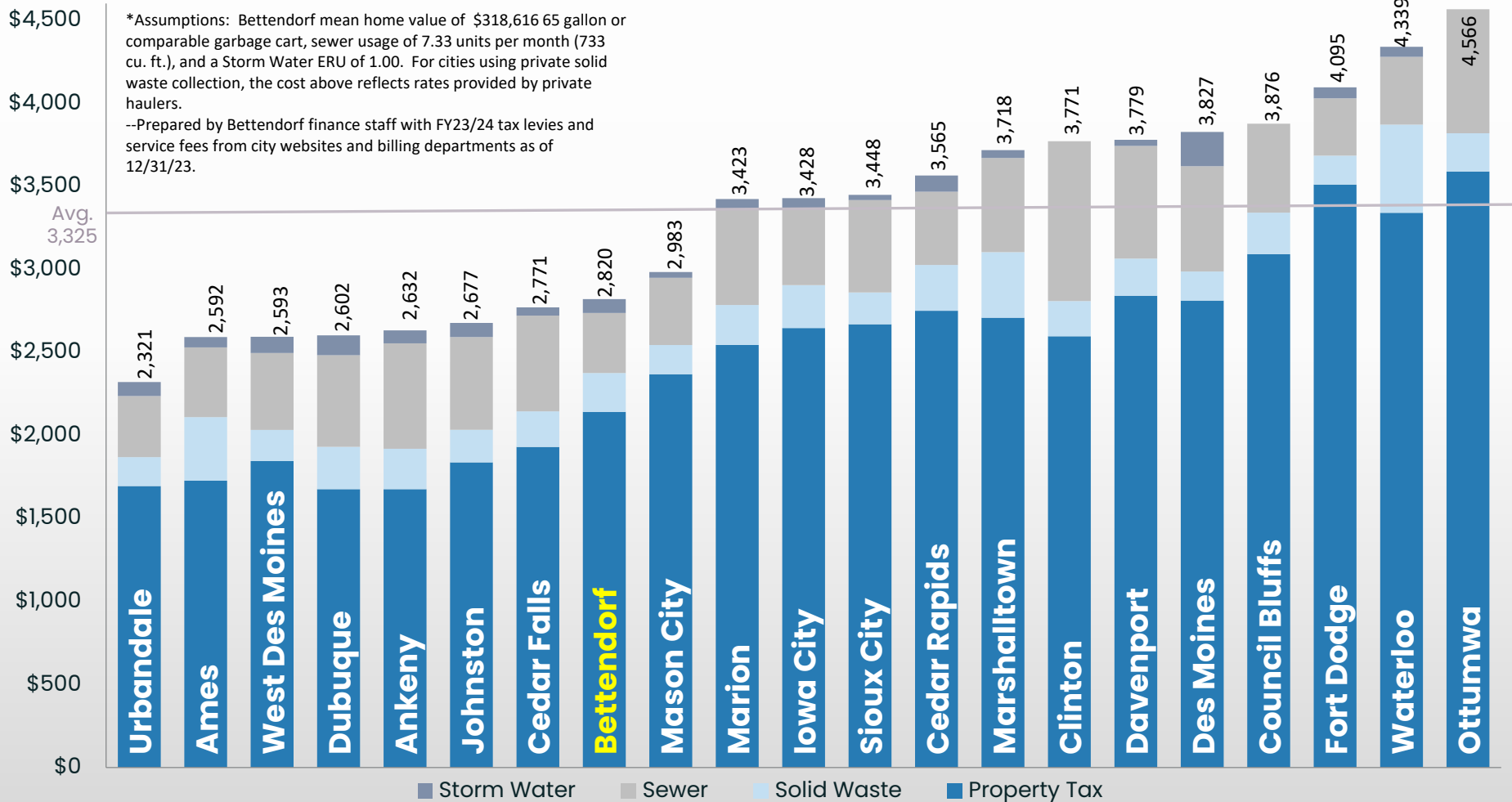
<b>Residential</b> Mean Value: \$318,616 <b>(Rollback .463428)</b>	<b>\$12.87/1000 Levy Rate</b> <b>(+\$0.22)</b>	<b>\$13.11/1000 Levy Rate</b> <b>(+\$0.46)</b>
<b>City's Portion of Property Tax</b>	<b>\$13.86</b>	<b>\$48.13</b>
Sewer Fees \$4.05 per unit (\$0.21 increase)	\$18.48 (22 units/quarter)	\$18.48 (22 units/quarter)
Storm Water Fees \$5.80 per ERU (\$0.20 increase)	\$2.40 (1.00 ERU/month)	\$2.40 (1.00 ERU/month)
Solid Waste Fees \$18.51 per month (+2%) (65 gal. Cart)	\$4.32	\$4.32
<b>Total Increase</b>	<b>\$39.06</b> <b>(+\$3.26 per Month)</b>	<b>\$73.33</b> <b>(+\$6.11 per Month)</b>
Total Annual Cost of Services	\$2,542 +1.6%	\$2,576 +2.9%

# Impact of Taxes & Fees

<p><b>Commercial</b>  Mean Value: \$1,229,210  <b>(Rollback 90%,  1<sup>st</sup> 150K @ 46.3428%)</b></p>	<p><b>\$12.87/1000 Levy Rate  (+ \$0.22)</b></p>	<p><b>\$13.11/1000 Levy Rate  (+ \$0.46)</b></p>
<p><b>City's Portion of Property Tax</b></p>	<p><b>\$2,358</b></p>	<p><b>\$2,608</b></p>
<p>Sewer Fees  \$4.05 per unit  (\$0.21 increase)</p>	<p><b>\$47.88</b>  (57 units/quarter)</p>	<p><b>\$47.88</b>  (57 units/quarter)</p>
<p>Storm Water Fees  \$5.80 per ERU (\$0.20 increase)</p>	<p><b>\$29.64</b>  (12.35 ERU/month)</p>	<p><b>\$29.64</b>  (12.35 ERU/month)</p>
<p>Solid Waste Fees</p>	<p>NA</p>	<p>NA</p>
<p><b>Total Increase</b></p>	<p><b>\$2,436</b>  (+ \$202.96 per Month)</p>	<p><b>\$2,685</b>  (+ \$223.75 per Month)</p>
<p>Total Annual Cost of Services</p>	<p><b>\$15,214</b>  +19.1%</p>	<p><b>\$15,464</b>  +21.0%</p>

# FY 23/24 Comparison of Property Taxes & User Fees for Average Residential Property

Includes 21 Iowa cities with populations of 24,000 or more



# Budget Calendar

<b>2/8-2/9/24</b>	Informational Meetings – Budget Highlights
<b>2/10/24</b>	Saturday Budget Workshop
<b>2/26/24</b>	Special Council Meeting – Budget Presentation
<b>3/5/24</b>	Set the date for 1 <sup>st</sup> Public Hearing
<b>3/25/24</b>	Special Council Meeting – 1 <sup>st</sup> Public Hearing (No Action)
<b>4/2/24</b>	Set the date for 2 <sup>nd</sup> Public Hearing
<b>4/16/24</b>	2 <sup>nd</sup> Public Hearing and Adoption of the Budget